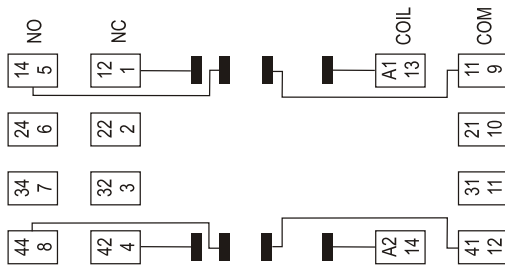


S12D

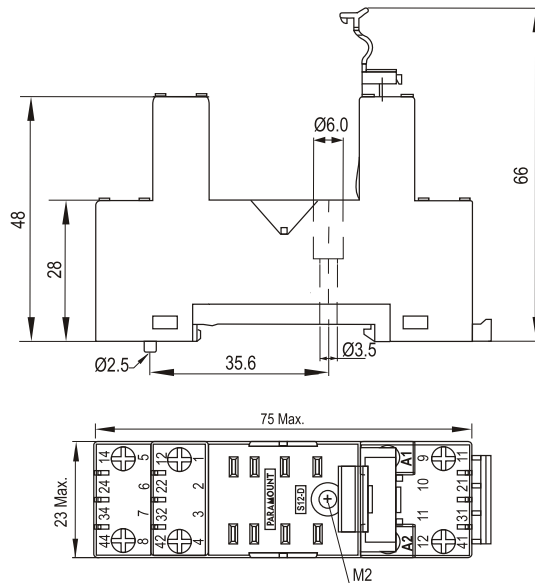
Only
23.0 mm
WIDE

Socket for P12 Relays (10 A) DIN Rail or Panel Mountable

Wiring Diagram



Dimensions in mm.



Specifications

Poles 2 Change Over Contact
Nominal load : 10A / 250 VAC

Insulation: Di-electric strength, 1minute

Between contact and coil 2.5 KV

Between all terminals and DIN Rail .2 5 KV

Between adjacent terminals 2.5 KV

Max. screw torque 1.2 Nm

Screw dimensions M3, Pozi

Wire in-lets capacity:

Solid Wire 4sq mm or 2 x 2.25 mm

Multi core 22 14 AWG

Ferrule tip terminals 4sq mm

Weight Approx. 61 gms.

Other Aspects

DIN Rail / Panel Mountable

EN / DIN Sequential Numbering according to EN 60947 & IEC 61810

Integrated Relay Hold Down Clip

Removable White Marking Label

Hard Brass Tin Plated Terminals

Brass Tin Plated Screw

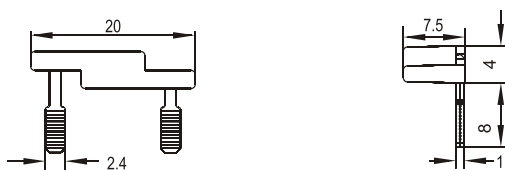
Accessories



Accessories

Bridge S14D-B1 for coil terminal

Dimensions in mm.



S14D-B1, 10A @ 250 VAC, 1 Way Bridge for Coil

Approvals

